

# Doctor of Philosophy (PhD) at Lincoln University

New Zealand's leading land-based university



**LINCOLN**  
UNIVERSITY

TE WHARE WĀNAKA O AORAKI


# Why a Lincoln University PhD?

**Top 25%**  
of all universities  
globally\*



\*2024 QS World University rankings

**Best**  
lecturer to  
student ratio  
in New Zealand



\*2023 Times Higher Education  
World University Rankings

**15th**  
rated for small  
universities in  
the world\*



\*2024 QS World University rankings

Through our own research, as well as our  
**collaborations**  
with the world leading research institutes such as  
Plant & Food Research and AgResearch, we have

**more**  
academics producing  
**more**  
world-class research

than any other New Zealand university relative to size



**15th**  
globally ranked\*

for research, teaching  
and commitment  
towards

**SDG Goal 2**  
(zero hunger)




\*2024 Times Higher Education Impact Rankings

**52nd**

in 2022 UI GreenMetric  
World University Rankings

**measuring**  
sustainability



**Most**  
successful

**research university**

in New Zealand in terms of research income  
per full-time academic staff member



**As a PhD student,**  
You'll belong to one of our faculties and be supported by committed staff, have the opportunity to work closely with academics, industry, iwi and government while benefiting from an environment that challenges and rewards in many ways. Within an individually designed three-year research programme, not requiring course work, we help you to reach new levels of thinking, study and research and work closely with your supervisory research team to identify your goals and monitor your progress. And you'll have plenty of contact with industry experts and specialists in your area of study.

We also have a PhD student networking group on campus where students get together regularly to meet students from other faculties and research centres.

### Research Opportunities

We lead research and development for the benefit of the primary sector, and own nine farms and host 17 research centres to provide an environment that enables students and researchers to grow into their potential



Find out more:  
[research.lincoln.ac.nz](https://research.lincoln.ac.nz)

### Aoraki Doctoral Scholarship for Māori

The Lincoln University Aoraki Doctoral Scholarship for Māori was established to demonstrate our commitment to Kaupapa and Rakahau Māori and our commitment to supporting Māori students embarking on a doctoral programme.



Find out more:  
[www.lincoln.ac.nz/scholarships](https://www.lincoln.ac.nz/scholarships)

### Lincoln University Centres of Excellence

Our Centres of Excellence address questions representing Lincoln University's contribution to a grand challenge confronting society.

- Designing Future Productive Landscapes
- Food for Future Consumers
- Sustainable Tourism for Regions, Landscapes and People (CoEST)
- One Biosecurity Research, Analysis and Synthesis (COBRAS)
- Transformative Agribusiness



Find out more:  
[www.lincoln.ac.nz/lucoe](https://www.lincoln.ac.nz/lucoe)

### Postgraduate School

Lincoln University also co-hosts a joint postgraduate school within Food Transitions 2050, a new strategic partnership initiative between five research organisations located in the Canterbury region: AgResearch, Manaaki Whenua - Landcare Research, Plant & Food Research, Lincoln University and the University of Canterbury.

The school is a virtual community of PhD students and their university/Crown Research Institute (CRI) supervisory teams, conducting cross-disciplinary research to support the transition of our regional, national and international food systems to a future, more sustainable, state.

### Doctoral Scholarships

A Lincoln University Doctoral Scholarship is one of the most prestigious in Aotearoa New Zealand.

It will help you to further expand your knowledge and potential through PhD study and research and is awarded purely on your academic ability and study achievements to date.


A number of generic and discipline specific Doctoral scholarships are offered annually.

Scholarship value is currently \$28,000 annually for a maximum of three years, paid in fortnightly installments, plus tuition fees.

Check the scholarship website for the latest details



Find out more:  
[www.lincoln.ac.nz/scholarships](https://www.lincoln.ac.nz/scholarships)







## PhD entry requirements

An appropriate and relevant postgraduate Honours or Master's degree awarded with at least second-class honours, division one or equivalent (a grade average of a B+ or higher).

In addition, your previous qualification must include a significant research component, such as a project, dissertation or thesis, requiring at least 40 credit equivalents of research skills in your previous qualification.

If English is not your first language, you will need to provide evidence that you are able to meet the English language requirements for admission to Lincoln. If you don't currently have this, you can provide it to us later.

→ Full requirements are here: [www.lincoln.ac.nz/entry-requirements](http://www.lincoln.ac.nz/entry-requirements)

## English for Academic Purposes (EAP)

Don't meet the English proficiency requirement? You can study our EAP courses on campus to prepare you for successful postgraduate study.

The programme will give you the skills you need for future study or a career, and to meet the English language entry requirements for our academic programmes. You will not be required to sit any other test, such as IELTS or TOEFL.

## Tuition Fees

Domestic fee PhD - per 120 credits NZD\$8076.

You may apply for admission at any time during the year, from here or overseas, but you must commence your study in New Zealand.

International PhD students are usually eligible for domestic fees. You must be living in New Zealand to be classified as a domestic student and pay domestic tuition fees. If you don't meet the domestic tuition criteria, international tuition fees may apply.

In addition to Domestic Tuition Fees, there is also an annual Student Services Fee.

It is recommended that international students budget between NZ\$22,000 to NZ\$25,000 per year to cover medical and travel insurance, accommodation and general living expenses.

Accommodation is not covered in study fees.

→ Find out more: [www.lincoln.ac.nz/insurance](http://www.lincoln.ac.nz/insurance)

## Intake semesters

PhD students can start at any time during the year where there is mutual agreement with your supervisor and you are not restricted to semester starts.

## How to apply

The first step is to ensure that you meet the entry criteria. Find out here [www.lincoln.ac.nz/phd](http://www.lincoln.ac.nz/phd)

Confirm that your research area can be catered for at Lincoln University by checking the list of possible supervisors and research areas here: <https://researchers.lincoln.ac.nz>

→ Begin the application process online: [www.lincoln.ac.nz/apply](http://www.lincoln.ac.nz/apply)

→ Find out more:  
Contact the Student Liaison team  
0800 10 60 10  
[grow@lincoln.ac.nz](mailto:grow@lincoln.ac.nz)

## Lincoln and the Canterbury region

### Welcome to Canterbury

Our campus is located in the Lincoln township, on the Canterbury plains.

Lincoln is small and very friendly. It boasts local pubs, great cafés and eateries, shops and even its own farmers and craft market.

Twenty minutes away is Ōtautahi Christchurch, which is transforming itself into one of the world's most sustainable cities. Its rapidly evolving culture and energy makes it ideal for students.

And no more than a couple of hours from Ōtautahi Christchurch, Canterbury offers a huge range of exciting recreational options in areas of incredible natural beauty – you can bungy jump, hike, ski, mountain bike, raft, surf, swim, play golf, shop, visit wineries and gardens, and so much more.

### Choosing Lincoln University

At Lincoln, we've got a solid reputation for offering the finest, most industry-relevant learning programmes. And we'd like to make you a part of that.

As New Zealand's leading land-based university, our specialised subject areas are all about harnessing the value of the land to help make the world a better place.

We're the smallest university in New Zealand, which means a more personal learning environment, extra face time with lecturers and a friendly atmosphere.

### Follow us and keep up to date

